

■ INSTRUCTIONS :

BUDD CZ BODYSHELL ASSEMBLY

- 805230 BAGGAGE
- 805231 DOME COACH
- 805232 DOME COACH W/ CONDUCTOR RM
- 805233 DOME BUFFET
- 805234 10-6 SLEEPER
- 805235 DINER
- 805236 16-SECTION SLEEPER
- 805237 DOME OBSERVATION

- BUDD CZ GLASS SET
- 805240 BAGGAGE
- 805241 DOME COACH
- 805242 DOME COACH W/ CONDUCTOR RM
- 805243 DOME BUFFET
- 805244 10-6 SLEEPER
- 805245 DINER
- 805246 16-SECTION
- 805247 DOME OBSERVATION

- 805123
- BUDD ROOF VENTS, SILVER

- 805131
- BUDD CZ TAILSIGN
- (DECORATED FOR CZ)

- 805251
- BUDD CZ DINER
- DETAIL SET

- BUDD CZ DETAIL SET
- 805250 DOME BUFFET
- 805252 DOME OBSERVATION

- 805003
- BUDD DIAPHRAGMS, SILVER

- 923500
- MAGNETIC KNUCKLE COUPLER,
- SHORT SHANK

- 928054
- CIRCUIT BOARD FOR OBSERVATION

- 923501
- MAGNETIC KNUCKLE COUPLER,
- LONG SHANK

- 923010
- RAPIDO COUPLER SET,
- TRUCK MOUNT

- 800023
- BUDD POSTWAR (SKIRTED)
- PASSENGER TRUCK,
- SILVER W/ SEMI-AUTOMATIC
- KNUCKLE COUPLER

- 800013
- BUDD POSTWAR (SKIRTED)
- PASSENGER TRUCK,
- SILVER W/O COUPLER

- 923524
- COUPLER COVER PLATE

- 932040
- PASSENGER CAR WHEEL SET

- 923190
- MAGNETIC KNUCKLE COUPLER
- SET, TRUCK MOUNT
- W/ COVER PLATE

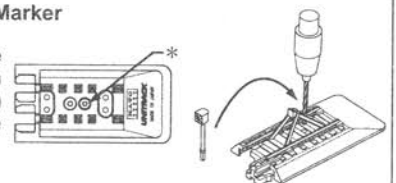
- 900040
- SCREW 2X7MM, ROUND HEAD

- 923512
- COUPLER TRIP PINS

- 923511
- COIL CENTERING SPRINGS
- (FOR TRUCK OR POCKET MOUNT)

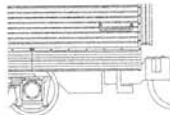
■ How to install the Optional Marker

As a guide, make a Pinhole from the underside of track section at position *. Then, drill a 0.059" (#53 drill) hole from topside. Finally, insert the Marker.



Installation of Magnetic Trip Pins in Coupler

Push straight leg of Pin into oval shaped hole in Knuckle, noting the fit of the flattened shape of the Trip Pin. The Pin should clear the top of the rail by 0.010" (0.25mm) to prevent its snagging on switchers or grade crossings.



0.010" (0.25mm)

*FULLY-AUTOMATIC MAGNETIC KNUCKLE COUPLER PAT.P.

NOTICE:

- Max.Operational voltage:12V DC
- Additional lubrication at time of purchase is not recommended.

LIMITED WARRANTY

KATO U.S.A, INC. warrants that this product will be free from defects in material and workmanship for a period of sixty (60) days from the date of purchase. If this product fails during the warranty period, carefully pack the assembled item in the original carton, together with the dated sales receipt, and return to: KATO U.S.A., INC, 100 Remington Road, Schaumburg, IL 60173. Defects due to misuse, improper maintenance and/or abuse are not covered by this warranty. Items that have been modified by the modeler or anyone other than an authorized KATO repair person are not covered by the warranty. This warranty gives you specific legal rights and you may also have other rights which vary from state to state.

Parts Price List & Order Form

ITEM#	DESCRIPTION	RETAIL PRICE	ITEM#	DESCRIPTION	RETAIL PRICE
11-209	INTERIOR LIGHTING KIT WITH WHITE LED, 1 EA	\$10.00	805244	BUDD CZ 10-6 SLEEPER GLASS SET	\$3.00
11-210	INTERIOR LIGHTING KIT WITH WHITE LED BULK PACK, 6 EA	\$50.00	805245	BUDD CZ DINER GLASS SET	\$3.00
800013	BUDD POSTWAR (SKIRTED) PASSENGER TRUCK, SILVER W/O COUPLER	\$4.00	805246	BUDD CZ 16-SECTION GLASS SET	\$3.00
800023	BUDD POSTWAR (SKIRTED) PASSENGER TRUCK, SILVER W/ SEMI-AUTOMATIC KNUCKLE COUPLER	\$4.00	805247	BUDD CZ DOME OBSERVATION GLASS SET	\$5.00
805003	BUDD DIAPHRAGMS, SILVER, 2EA	\$2.00	805250	BUDD CZ DOME BUFFET DETAIL SET	\$1.00
805123	BUDD ROOF VENTS, SILVER, 2 EA	\$1.00	805251	BUDD CZ DINER DETAIL SET	\$1.00
805131	BUDD CZ TAILSIGN (DECORATED FOR CZ)	\$2.00	805252	BUDD CZ DOME OBSERVATION DETAIL SET	\$1.00
805230	BUDD CZ BAGGAGE BODYSHELL ASSEMBLY	\$18.00	900040	SCREW 2X7MM, ROUND HEAD, 6 EA	\$1.00
805231	BUDD CZ DOME COACH BODYSHELL ASSEMBLY	\$19.00	900110	SCREW 2X8MM, FLAT HEAD, 6 EA	\$1.00
805232	BUDD CZ DOME COACH / CONDUCTOR RM BODYSHELL ASSEMBLY	\$19.00	923010	RAPIDO COUPLER SET, TRUCK MOUNT, 4 EA	\$1.00
805233	BUDD CZ DOME BUFFET BODYSHELL ASSEMBLY	\$19.00	923190	MAGNETIC KNUCKLE COUPLER SET, TRUCK MOUNT W/ COVER PLATE, 4 EA	\$3.00
805234	BUDD CZ 10-6 SLEEPER BODYSHELL ASSEMBLY	\$18.00	923500	MAGNETIC KNUCKLE COUPLER, SHORT SHANK, 8 EA	\$2.00
805235	BUDD CZ DINER BODYSHELL ASSEMBLY	\$18.00	923501	MAGNETIC KNUCKLE COUPLER, LONG SHANK, 8 EA	\$2.00
805236	BUDD CZ 16-SECTION SLEEPER BODYSHELL ASSEMBLY	\$18.00	923511	COIL CENTERING SPRINGS (FOR TRUCK OR POCKET MOUNT), 8 EA	\$1.00
805237	BUDD CZ DOME OBSERVATION BODYSHELL ASSEMBLY	\$20.00	923512	COUPLER TRIP PINS, 8 EA	\$1.00
805240	BUDD CZ BAGGAGE GLASS SET	\$3.00	923524	COUPLER COVER PLATE, 8 EA	\$1.50
805241	BUDD CZ DOME COACH GLASS SET	\$4.00	928054	CIRCUIT BOARD FOR OBSERVATION	\$7.00
805242	BUDD CZ DOME COACH / CONDUCTOR RM GLASS SET	\$4.00	932040	PASSENGER CAR WHEEL SET, 4 EA	\$4.00
805243	BUDD CZ DOME BUFFET GLASS SET	\$4.00	942994	CLEAR PLASTIC BOX & LID WITH BLUE KATO LOGO (NO INSERTS), 1 EA	\$7.50

Price and Availability Subject to Change Without Notice.

Parts May Also be Available at Your Local Hobby Dealer.

Check Here if Color Substitutions are Acceptable if Selected Color Choice is not Available.

PARTS MAY BE ORDERED ONLINE AT www.katousa.com

ORDERED BY: Hours : Mon-Fri 9:00 a.m. to 12:00 p.m. or 1:00 p.m. to 4:00 p.m. Central Time (Except Holidays)

Name

Address Phone

City State Zip

Daytime Phone Number Area Code ()

Phone Orders	Fax Orders	Mail Orders
1-800-548-5286 Kato Parts Department	847-781-9570 Fax your order form	100 Remington Road Schaumburg IL 60173

Item#	Description	Price	Qty.	Total

SHIP TO:

Name

Address Phone

City State Zip

METHOD OF PAYMENT (U.S. Funds Only)

Check Money Order Mastercard VISA


(Allow two weeks for check clearance)

Credit Card Number Expiration Date

Signature 3 Digit Code Number from Card Back

Shipping & Handling Charges: Please add to Shipments : \$5.00 U.S.A. Canada and Mexico \$9.00 to Other foreign country	SUBTOTAL IL Residents Add 8.75% Sales Tax
	SHIPPING & HANDLING TOTAL DUE

Yes, we can support the trip of your California Zephyr!



With **UNITRACK**



#22-014
KATO
POWER PACK
AVAILABLE IN
DECEMBER

#11-209
Interior Light Kit
with White LED

#11-210
Interior Light Kit
with White LED 6ea.

